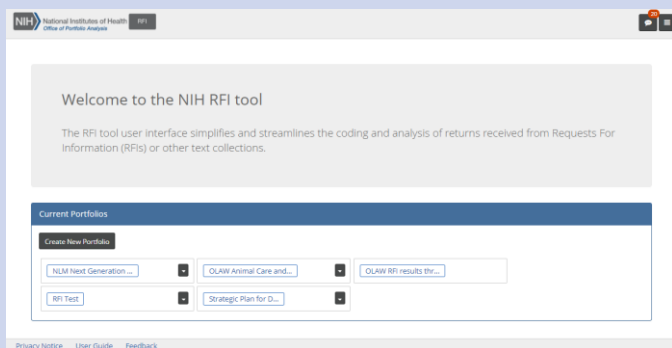


BACKGROUND

- The RFI tool user interface simplifies and streamlines the coding and analysis of responses received from RFIs or other text collections
- To obtain access, or for additional details, please contact: isearch@od.nih.gov

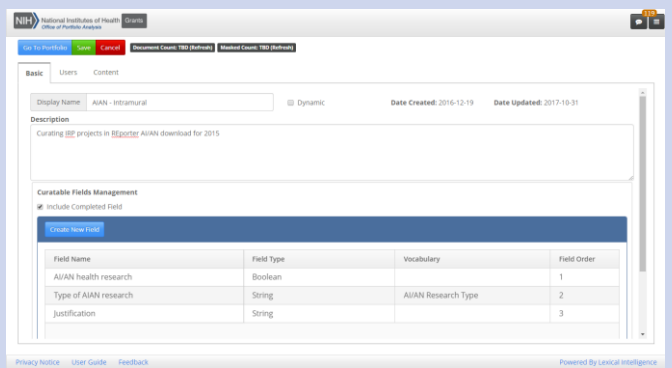


RFI TOOL FEATURES

- Upload data from an Excel, csv or html file either when the RFI has closed or as responses come in.
- Normalize organization names
- Create curatable fields
- Multiple coders can access the data and code different or overlapping record sets
- Search and filter the data
- Identify responses linked to campaigns and allows bulk curation of responses
- Highlight key words in text to assist curation
- Create charts and word clouds from responses or coded data

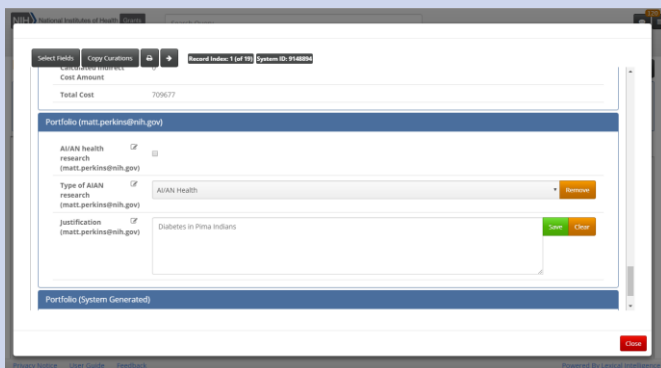
VOCABULARY TOOL

- Create custom vocabularies for use in portfolios and the RFI Tool
- Define a set of response options for use in manual curation (e.g., level of agreement, field of health research)
- Share vocabularies with other curators



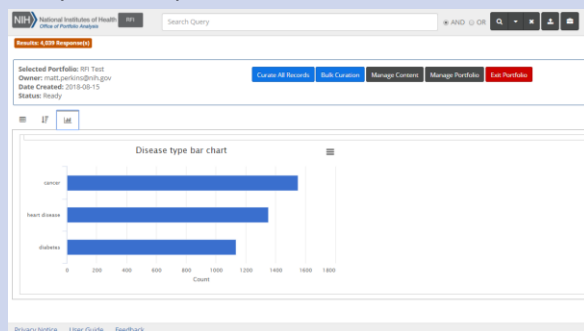
OPTIONS FOR MANUAL CODING

- Create your own custom fields
 - Check boxes (yes/no)
 - Single or multi-value drop-down lists
 - Free text
- Allow single or multiple curators for a portfolio
- Curate within the tool or upload curations from Excel



BENEFITS OF USING THE RFI TOOL

- Curate within the tool without the need for Excel spreadsheets
- Use facets to drill into coded results
- Download results including totals from facet view
- Query results based on values in user curated fields
- Facets, charts, and word cloud features assist with analysis of responses.



FURTHER INFORMATION

- For access to the RFI tool, or for more information contact: isearch@od.nih.gov
- OPA iTools dashboard: <https://itools.od.nih.gov/dashboard/>
- RFI Tool user guide: https://itools.od.nih.gov/rfi/rfi/appinfo/RFI_Tool_User_Guide.pdf
- Vocabulary Management Tool user guide: <https://itools.od.nih.gov/help/vocabulary-management>