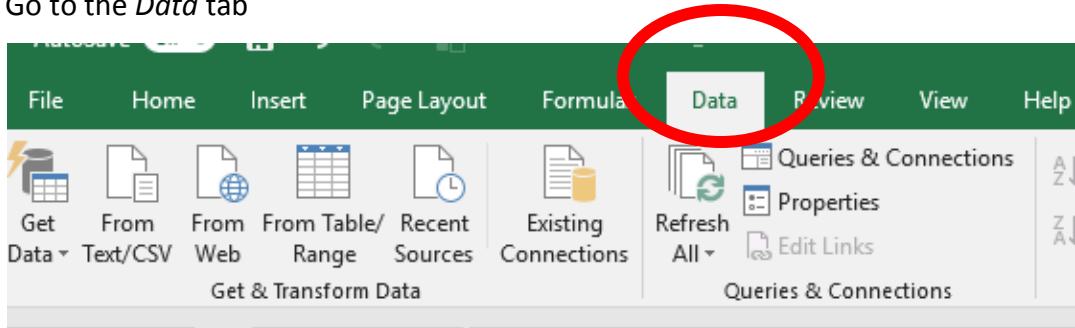
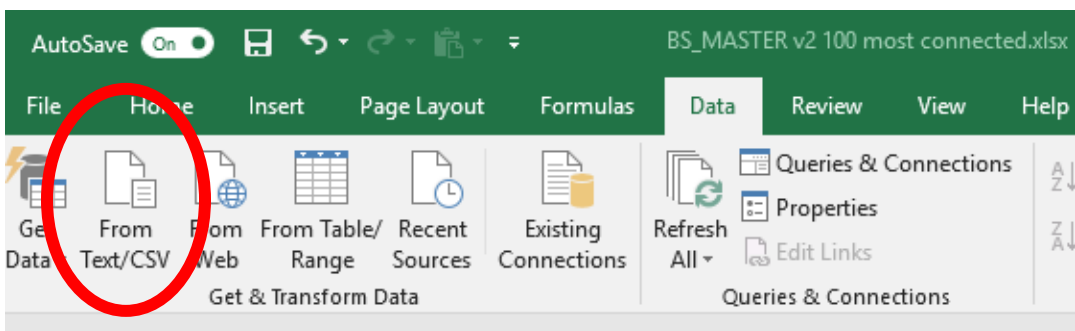


Excel Tip: Opening .tsv or .csv files without foreign characters being replaced with numbers and symbols

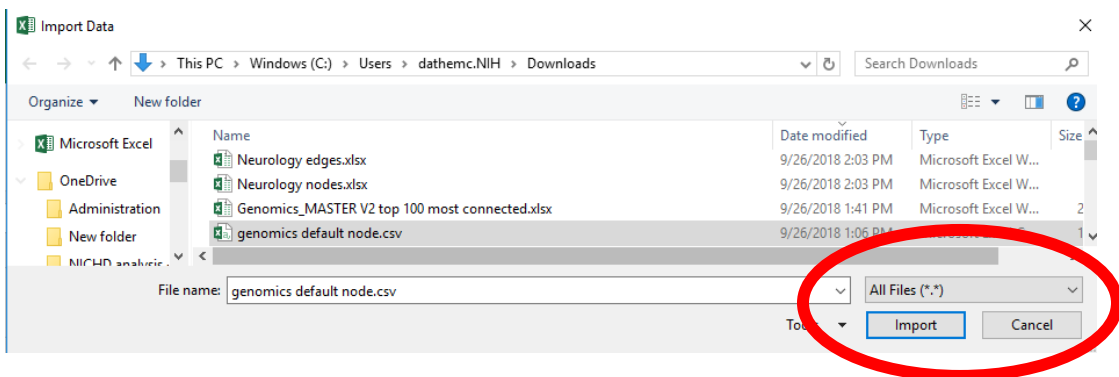
1. Open an Excel workbook. The .tsv or .csv file will open as a new sheet in that workbook.
2. Go to the *Data* tab



3. Click on the button *From Text/CSV* on the top left corner



4. Find the file you'd like to open. The default setting will allow you to visualize .csv files but in order to view .tsv files, you will have to adjust the drop-down button to "All Files"



- Click *Import*. On the pop-up screen, click on the drop-down arrow in *File Origin*, and choose “65001: Unicode (UTF-8)”. Click *Load*. The file will open as a new sheet.

genomics-default-node.csv

File Origin: 65001: Unicode (UTF-8) | Delimiter: Comma | Data Type Detection: Based on first 200 rows

SUID	AverageShortestPathLength	BetweennessCentrality	ClosenessCentrality	ClusteringCoefficient	Degree	Eccentricity	IsSingleN
72	4.60282933	0.00073858	0.21725768	0.76811594	46	10	
73	4.59902647	0.00044455	0.21743732	0.83086681	44	10	
75	4.55949846	3.68E-05	0.21932237	0.63030303	55	10	
77	4.60319875	0	0.21724024	1	40	10	
79	4.60298144	6.49E-06	0.2172505	0.71755102	50	10	
81	4.60313356	0.00013038	0.21724332	0.86710963	43	10	
83	5.57429701	0	0.17939482	1	4	11	
85	4.07805641	0.00193669	0.24521485	0.37146724	159	10	
87	4.59305055	3.379E-05	0.21772023	0.81818182	45	10	
89	4.55958538	3.52E-05	0.21931819	0.71137255	51	10	
91	4.60083011	2.881E-05	0.21735208	0.83932347	44	10	
93	4.60319875	0	0.21724024	1	40	10	
95	4.5500239	8.916E-05	0.21977907	0.45012788	69	10	
97	4.36846451	0.00065855	0.22891339	0.50127681	89	10	
99	4.60319875	0	0.21724024	1	40	10	
101	4.60319875	0	0.21724024	1	40	10	
103	4.08079447	0.00144162	0.24505032	0.60464887	143	10	
105	4.15859012	0.00110496	0.24046611	0.47466724	137	10	
107	4.30627146	0.00406595	0.23221945	0.210982	133	10	
109	4.60319875	0	0.21724024	1	40	10	
111	4.60319875	0	0.21724024	1	40	10	

Load Edit Cancel